



INTRODUCES

SUPERLOCK

SRV

Heavy duty pipe hanger

SRV pipe hanger is the fastest solution available for jobs requiring ceiling supported pipes or linesets. The one-touch design allows for easy installation with just a twist. Two hooks fit securely on the all thread rod, while still allowing the height to be adjusted with a lever. Available in different sizes for better use of space and resources. The optional protection plate, SR-HGZ is available to prevent insulation wear and tear caused by movement and vibration. Insulation crushing and tearing from pipe movement.

Contact us today

www.InabaDenko-America.com



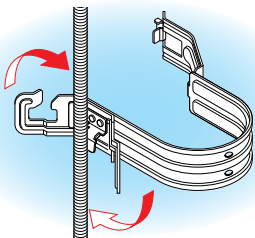


One-Touch Fitting

QUICK

Attachment by one-touch to threaded rod

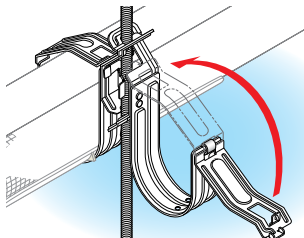
No need of additional tools or nuts for installation.



SPACE-
SAVING

Available “back to back” installation

It enables installation in space-saving by “back to back”.



Click for installation video

<https://qrco.de/be3Q9B>

SRV Features:

- One-touch quick installation
- Available in 10 sizes
- No tools necessary
- Saves space by allowing Back-to-Back installation on one all thread
- Optional protection plate available
- Applicable to 3/8" all thread
- Easy to adjust
- Time saving

SR-HGZ PROTECTION PLATE



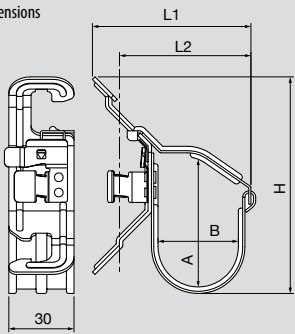
Features

- Protects insulation from crushing and tearing from pipe movement.
- Light and compact, easy to bend.
- Manufactured from polypropylene.
- Applicable to all sizes of SUPERLOCK SRV.

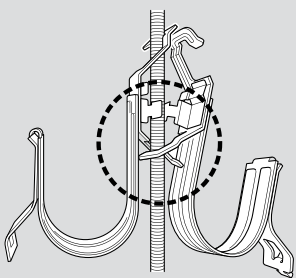
Caution

- For indoor use only.

Dimensions



Back to back installation



Cross the lower hook of SRV.

Item	Insulation Thickness	L1	L2	H	A	B	Applicable pipe size
SRV-24B	1/2" × 1/2"	(≈2-7/8")	(≈2-3/8")	(≈3-3/4")	(≈2-3/8")	(≈1-1/2")	1/4" × 3/8"
SRV-35B	1/2" × 1/2"	(≈2-7/8")	(≈2-3/8")	(≈4")	(≈2-3/4")	(≈1-1/2")	Up to 1/4" × 1/2"
SRV-46B	1/2" × 1/2"	(≈3")	(≈2-1/2")	(≈4-1/2")	(≈3")	(≈1-5/8")	Up to 3/8" × 5/8"
SRV-58B	1/2" × 1/2"	(≈3-3/8")	(≈2-7/8")	(≈4-7/8")	(≈3-3/8")	(≈2-1/8")	Up to 5/8" × 3/4"
SRV-69B	1/2" × 1/2"	(≈3-3/8")	(≈2-7/8")	(≈5-1/8")	(≈3-5/8")	(≈2-1/8")	Up to 3/4" × 7/8"
SRV-710B	1/2" × 1/2"	(≈3-3/4")	(≈3-1/4")	(≈5-1/8")	(≈3-3/4")	(≈2-1/2")	Up to 3/4" × 1"
SRV-811B	1/2" × 1/2"	(≈3-3/4")	(≈3-1/4")	(≈5-1/2")	(≈4-1/8")	(≈2-1/2")	Up to 1" × 1-1/8"
SRV-912B	1/2" × 1/2"	(≈3-3/4")	(≈3-1/4")	(≈5-3/4")	(≈4-3/8")	(≈2-1/2")	Up to 1-1/8" × 1-1/4"
SRV-1012B	1/2" × 1/2"	(≈4-1/8")	(≈3-5/8")	(≈6-1/8")	(≈4-3/4")	(≈2-7/8")	Up to 1-1/4" × 1-1/2"
SRV-1114B	1/2" × 1/2"	(≈4-1/2")	(≈4")	(≈6-3/8")	(≈4-7/8")	(≈3-1/4")	Up to 1-3/8" × 1-1/2"