

Instruction manual

Insulated Drain Hose DSH Accessories for Insulated drain hose

January 31, 2020

Inaba Denki Sangyo. Co., Ltd.

Research & development division

1. To Customers

- Be sure to ask a specialist for installation.

2. To Contractors

- Before installation, please read this manual thoroughly to ensure correct use.
- Inaba Denko branded products are designed to be used in combination with other Inaba Denko branded products.
- Make sure that the worst environmental conditions of job sites are within the range of dew prevention.
Dew condensation may occur if the condition is outside of the dew-proof range. In that case, additional insulation work is necessary.

3. Read at the beginning (for proper and safe use)

This product is Insulated drain hose and its accessories exclusively for air conditioners.
Do not use for other applications.

Caution

Failure to comply with the following could lead to material damage.

- Be sure to cut DSH upright, and completely remove any dust, oil, or residue from glue surface.
- Use cement for PVC pipe, and insert DSH all the way into fittings. (For the connecting method, follow the instructions provided by the cement manufacturers. Insufficient insertion and bending before hardening may cause water leakage.)
- Follow the minimum bend radius of DSH.
- Do not slack DSH during installation. Install DSH, taking gradient into account.
- PVC cement can't be used for connecting Drain hose (DH, DHQ) with a hose coupler DSH-14H or DSH-14J.
Insert each part deeply and fix it with such as tape to prevent it from coming off.

4. Product Specifications

1) Insulated drain hose DSH

Table 1 and Table 2 show the product specifications of Insulated drain hose (DSH).

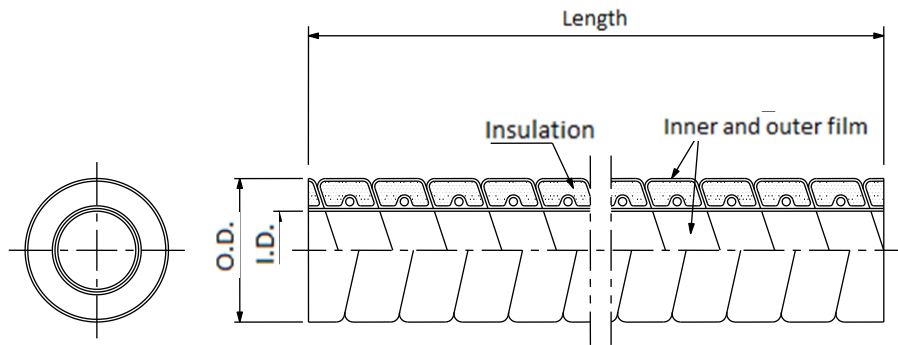


Table 1 Dimensions

Item No.	Internal Diameter (mm)	Outside diameter (mm)	Overall length (m)	Thickness (mm)
DSH-14	14.5 ($\approx 5/8''$)	26.5 ($\approx 1-1/8''$)	20 ($\approx 65'$)	6 ($\approx 1/4''$)
DSH-20N	19.0 ($\approx 3/4''$)	31.0 ($\approx 1-1/4''$)		

Table 2 Material and color

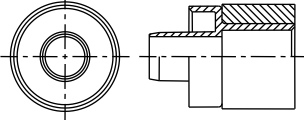
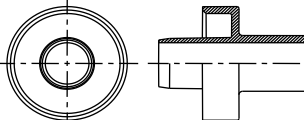
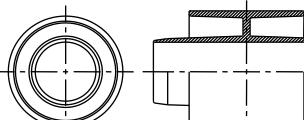
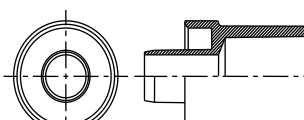
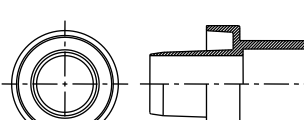
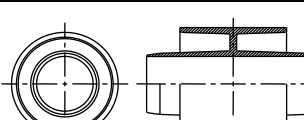
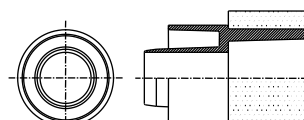
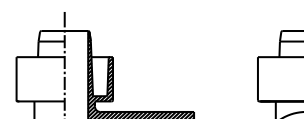

	Material	Color tone
Insulation material	Foamed PE	White
Inner and outer layer films	PVC	Ivory

2) Accessories

Specifications of accessories are shown in Table-3.

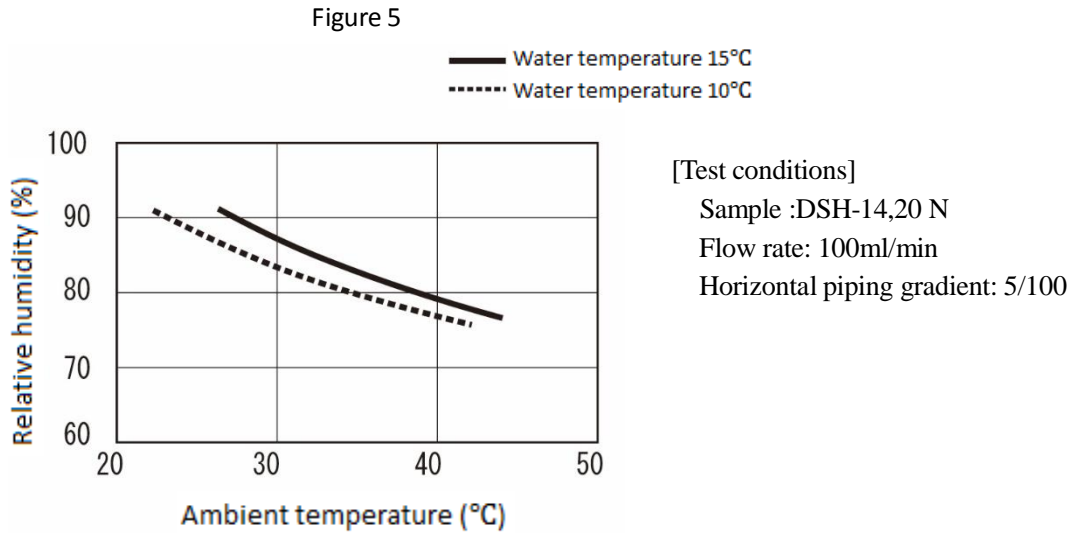
NOTE: When used with PVC pipe or fittings, the products can be used only with JIS Standard PVC.

Table 3

Item No.	Product name	Application	Sketch	Applicable hose	Material and color
DSH-14C	Hose to AC attached hose COUPLER	For AC unit's drain hose		DSH-14	Soft polyvinyl chloride resin Ivory
DSH-14H	Hose to Hose Socket COUPLER	For Drain hose (DH, DHQ)			Rigid polyvinyl chloride resin Ivory
DSH-14J	Hose to Hose COUPLER	For DSH extension, or Drain hose (DH, DHQ)			Rigid polyvinyl chloride resin Ivory
DSH-14-13V DSH-14-16V DSH-14-20V	Hose to pipe ADAPTER	For PVC Pipe*			Rigid polyvinyl chloride resin Transparency
DSH-20NC	Hose to Pipe fitting ADAPTER	For PVC pipe fittings*		DSH-20N	Rigid polyvinyl chloride resin Ivory
DSH-20NJ	Hose to Hose COUPLER	For DSH extension			Rigid polyvinyl chloride resin Ivory
DSH-20NV	Hose to pipe ADAPTER	For PVC pipe*			Soft polyvinyl chloride resin Ivory
DSH-20NE	Hose to pipe ADAPTER ELL	For PVC pipe*			Rigid polyvinyl chloride resin Transparency
DSH-20NED	Hose to Pipe ADAPTER - INSULATED ELL	For PVC pipe*			Rigid polyvinyl chloride resin Transparency

5. Dew prevention performance

The condensation prevention performance is shown in Figure 5.



* This data is an actual measurement and is not a guaranteed value.

6. Min. allowable hose bend R

The minimum allowable bending R of the hose is shown in Table 6.

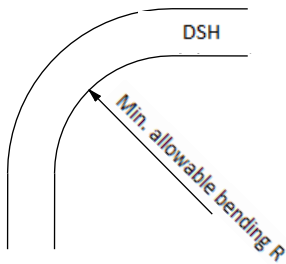


Table 6

	Min. allowable bending R (Inside bend, see Figure-6)
DSH-14	R67
DSH-20N	R78